

Pinwheel Twist Table Runner


12 x 34

We use 2.0 Thangles to make this runner in a jiffy!

Yardage

Light ½ yard Dark ½ yard Backing 3/8 yard

Cut

Fabric	First Cut	Second Cut
Light	1 – 12 ¾" strip	1 – 12 ¾" square cut twice diagonally  for side triangles 8 – 2 ½" x 10 ½" Thangle strips
Dark	2 – 2 ½" x wof 3 – 2 ½" x wof	8 – 2 ½" x 10 ½" Thangle strips join into one long strip and set aside for binding

Sew

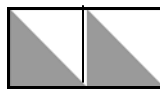
Using light and dark fabric strips and Thangle papers, make 48 half square triangles.

Combine the half square triangle units as pictured below:

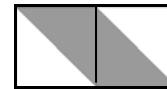


Make 48 From these units

make 12

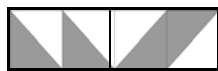


and make 12



Join above sections to

make 6

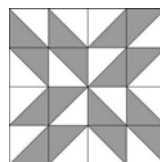


(rows 1&4)

make 6



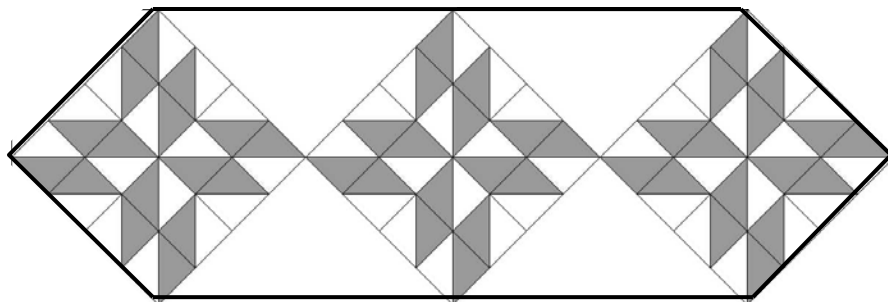
(rows 2&3)



Make 3 blocks

Join above sections.

Set blocks on point, using side triangles. Layer, quilt, bind and celebrate!



©2009 Quilted Treasures of Rogers

Permission to download from www.quiltedtreasures.net for personal use~No permission granted to copy for distribution.